




Energy efficient creative lighting solutions for outdoor living




Gold Medal Winning Show Garden – Melbourne 2007






Gold Medal Winning Garden – Chelsea 2006



▲ Warm White Rebel 4 Lights are used to light up this 100 year old Xanthorrhoea.



▲ Half Eyelid Lights highlight the deck surrounding the pool.




▲ Warm White Recessed Down Lights are used to illuminate this stunning glass top table and surrounding area.

Warm White Rebel 4 Lights underneath the glass top table create a cascade of shimmering light through the water feature.



▲ Paver Lights are used to highlight the stepping stones in this beautiful garden setting.



▲ Blue Button Lights spaced 75mm apart transform this water feature into a shower of blue diamonds.


Flush mount version also available.



▲ White Button Lights with Stem and Spike are used to highlight the pathway.

Stem only version also available.

New Developments



Rebel Lights

ME Lightings latest innovation using the most up to date cutting edge LED technology. Available in a Rebel 2, Rebel 3 and Rebel 4 version. The Rebel 4 version gives a similar light output to a 50 watt halogen, drawing only 12 watts of energy. Applications include soil spiking, bracket mounting and are submersible to 2 metres. Dimmable.



Deck Lights

Available with our Rebel 3 or 4 technology. The mounting plate is available in either 316 stainless steel or copper. Applications include recessing into decks, recessed wall lights and in ground lights. Dimmable.



Orchid Lights

Available with our Rebel 3 technology. The dome is available in either 316 stainless steel or copper. The orchid light can be mounted to any wooden structure 100ml x 100ml. Applications include bollard lighting and over head pole lighting.







Recessed Down Lights






Available with our Rebel 3 or 4 technology. ME Lighting's Down Lights emit very low levels of radiated heat from the fitting which makes them ideal for long term installations. Applications include recessing into timber arbors, patios, awnings eaves etc. **ME's recessed down lights are bright enough for indoor applications and are dimmable.**

Features of all our lights:

- ▶ Extremely energy efficient reducing the amount of CO² emissions being emitted into the environment
- ▶ Up to 90% savings in energy bills
- ▶ 12V no shock hazard
- ▶ No disposal or landfill issues
- ▶ A cool beam is generated – no more burning of foliage, pets, wandering fingers, wildlife, timber structures etc
- ▶ Installation costs are minimised due to the reduced number of transformers required and size of cable
- ▶ Voltage drop is minimal on long runs
- ▶ Reduction in household carbon footprint
- ▶ No UV – insects are not attracted to the light
- ▶ Australian made

Specifications

Light	Dimensions:	Electrical Specifications:	Features	Colours	Casing Colours	Lenses	Accessories	Other Applications
Rebel Lights 	Length: 80mm Diameter: 55mm Bracket Height: 60mm Spike Length: 190mm Lead Length: 2m	Rebel 2 Voltage: 10-28V AC or DC Current: 600-700 mA Power: 7.5W AC Rebel 3 Voltage: 10-28V AC or DC Current: 600-700 mA Power: 11.2W AC Rebel 4 Voltage: 10-28V AC or DC Current: 1100 – 1200 mA Power: 12W AC	Rebel 2, 3 & 4 50,000 – 100,000 hour Lifetime (15-22 years). Dimmable.	White Warm White Cyan Blue	Black, Gold or Silver (Anodised Alloy – marine grade)	Narrow (available soon) Wide	Stainless Spike Glare Guard Security Cage Wall Mount (round) Wall Mount (square) Extension Stem Optional Lead Lengths: 5 metre	Rebel Lights can be soil spiked for uplighting, bracket mounting and are submersible to 2 metres.
Button Lights 	Length: 15mm Diameter: 20mm Lead Length: 1m	Voltage: 12V AC Current: 42 mA Power: 0.5W (at 12V AC)	50,000 – 100,000 hour Lifetime (15-22 years). Fully sealed & waterproof. Button Lights come in a clear acrylic casing with an optional mounting cup.	White Warm White Amber Green Red Blue			Mounting Cup (25mm OD) Optional Lead Lengths: 2 metre 5 metre	Button Lights can be recessed to provide lighting for water features, ponds, pathways and artwork.
Button w Stem & Spike 	Stem Length: 220mm Spike Length: 150mm Button Diameter: 25mm Lead Length: 1m Stem only version also available	Voltage: 12V AC Current: 42 mA Power: 0.5W (at 12V AC)	50,000 – 100,000 hour Lifetime (15-22 years). Fully sealed & waterproof. Button with Stem & Spike lights have a flexible stem and a plastic spike for mounting.	White Warm White Amber Green Red Blue			Optional Lead Lengths: 2 metre 5 metre	Button with Stem & Spike lights are ideal for highlighting small plants and shrubs, pathways and artwork.
Bollard Lights 	Head Length: 65mm Stem Length: 150mm and 250mm Spike Length: 190mm Stem Diameter: 25mm Lead Length: 1m	Voltage: 12V AC Current: 42 mA Power: 0.5W (at 12V AC)	50,000 – 100,000 hour Lifetime (15-22 years). Fully sealed & waterproof. Bollard lights have a stainless steel or copper stem with a stainless steel spike for mounting.	White Warm White Amber Green Red Blue			Optional Lead Lengths: 2 metre 5 metre	Bollard lights are ideal as driveway markers and for lighting pathways, decking and garden areas.

Light	Dimensions	Electrical Specifications:	Features	Colours	Casing Colours	Lenses	Accessories	Other Applications
Half Eyelid Lights 	Diameter: 100mm Dome Diameter: 48mm Depth: 30mm Lead Length: 1m	Rebel 3 Voltage: 12V AC Current: 84 mA Power: 1W (at 12V AC)	50,000 – 100,000 hour Lifetime (15-22 years). Fully sealed & waterproof. Half Eyelids Lights have either a copper, 316 stainless or brass dome.	White Warm White Amber Green Red Blue			Optional Lead Lengths: 2 metre 5 metre	Half Eyelid lights are ideal for lighting stairs, decks, pillars, house numbers and pathways.
Recessed Down Lights 	Gymbie: 90mm Cut out size for fitting: 80mm Recess Depth: 115mm Lead Length: 1m	Rebel 3 Voltage: 10-28V AC or DC Current: 600-700 mA Power: 11.2W AC Rebel 4 Voltage: 10-28V AC or DC Current: 1100-1200 mA Power: 12W AC	50,000 – 100,000 hour Lifetime (15-22 years). Dimmable.	White Warm White Cyan Blue Gymbie: White or stainless finish	Anodised alloy – marine grade	Wide		
Paver Lights 	Length: 100mm Width: 100mm Depth: 85mm Lead Length: 1m	Voltage: 12V AC Current: 84 mA Power: 1W (at 12V AC)	50,000 – 100,000 hour Lifetime (15-22 years). Fully sealed & waterproof. Paver Lights come in a 4.5mm ABS casing with a toughened glass top	White Warm White Amber Green Red Blue			Optional Lead Lengths: 2 metre 5 metre	Paver Lights can be recessed into driveways and pathways to provide marker lighting for cars and pedestrians.
Orchid Lights 	Dome Diameter: 240mm Cut out size for fitting: 65mm Core Hole Size for fitting: 80mm Dome height when fitted to pole: 180mm Pole: To clients specifications	Rebel 3 Voltage: 10-28V AC or DC Current: 600-700 mA Power: 11.2W AC	50,000 – 100,000 hour Lifetime (15-22 years).	White Warm White Cyan Blue	Copper & 316 Stainless versions available	Wide		Bollard lighting and over head pole lighting.
Deck Lights 	Deck Light Mounting: 85mm Length: 80mm Cut out size for fitting: 65mm Lead Length: 1m	Rebel 3 Voltage: 10-28V AC or DC Current: 600-700 mA Power: 11.2W AC Rebel 4 Voltage: 10-28V AC or DC Current: 1100-1200 mA Power: 12W AC	Rebel 3 & 4 50,000 – 100,000 hour Lifetime (15-22 years). Submersible to 2 metres. Dimmable.	White Warm White Cyan Blue	Mounting available in 316 stainless and copper Anodised Alloy - marine grade	Wide	Optional Lead Lengths: 2 metre 5 metre	Recessing into decks, recessed wall lights and in ground lights.

Who is ME Lighting?

ME Lighting design, manufacture and install creative lighting solutions for outdoor living. Our new generation LED lighting is extremely versatile and can be used to provide many new and innovative solutions for garden and landscape lighting.

We have a wide range of LED lights to suit all your garden and landscape lighting needs.

Design

ME Lighting are happy to help you design your garden and landscape lighting. Our experienced lighting designers can advise you on the many different ways to light your water features, paths, artwork, trees, plants, decks, stairs...

If you have a plan of your garden or just a vision of how you would like it to be, we are happy to give you advice on a lighting scheme to meet all your needs and one that allows you to enjoy your outdoor living environment.

Installation

ME Lighting have an experienced installation team who can install your garden and landscape lighting at very reasonable rates. All our installation work is inspected and guaranteed by ME Lighting to be of the highest standard.

ME Lighting also have registered electricians who are licensed to install mains power equipment, allowing the garden and landscape lighting to automatically turn on and off whenever it is required.

For more information contact us at:

33 Burrows Road
St Peters NSW 2044
Australia

Ph: +61 2 9700 9688

Email: sales@melighting.com.au

Web: www.melighting.com.au

See website for Distributor details

